



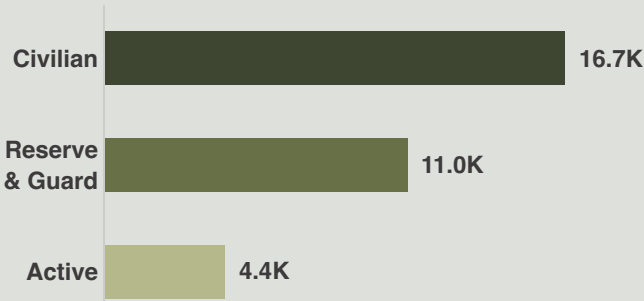
OVERVIEW

In Fiscal Year (FY) 2024, the state of Utah received \$8.6 billion in Defense spending, which provides direct funding for the Department of War (DoW) personnel salaries, defense contracts, and construction of military facilities in the state. This spending by DoW personnel, contractors, and their families creates significant economic activity, attracts related industries and investments, and generates important state and local government tax revenues.

The Readiness and Environmental Protection Integration (REPI) Program is a key tool used by DoW and its partners to protect the military's ability to train, test, and operate in the state. The Department created the REPI Program in response to the development of lands and loss of habitat in the vicinity of or affecting its installations, ranges, and airspace that can lead to restrictions or costly and inadequate training and testing alternatives. Through the REPI Program, DoW works with state and local governments, conservation organizations, and willing private landowners to address these challenges to the military mission and the viability of DoW installations and ranges. The REPI Program has benefited from broad bipartisan support both in the U.S. Congress and among groups representing state and local officials. From FY 2016 through FY 2025, DoW and its partners have contributed nearly \$90.5 million to REPI projects supporting two installations in Utah.

DOW IN UTAH

DOW Personnel (as of 30 Sept 2024)



Total DOW Personnel: 32.0K

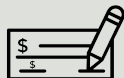
Federal Defense Spending and Economic Impact
 (in FY 2024)



\$8.6 billion
 in Federal Defense
 spending



2.9%
 of state Gross
 Domestic Product



\$2.2B
 in payroll contributed
\$6.4B
 in contracts awarded

Acres of National Defense Land
 (as of 30 Sept 2024)



1,860,765 acres
 DOW Managed
 Land

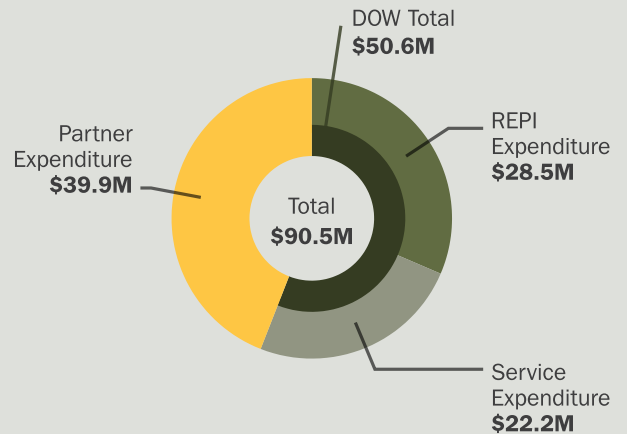


310 acres
 State-Owned
 National Guard
 Land

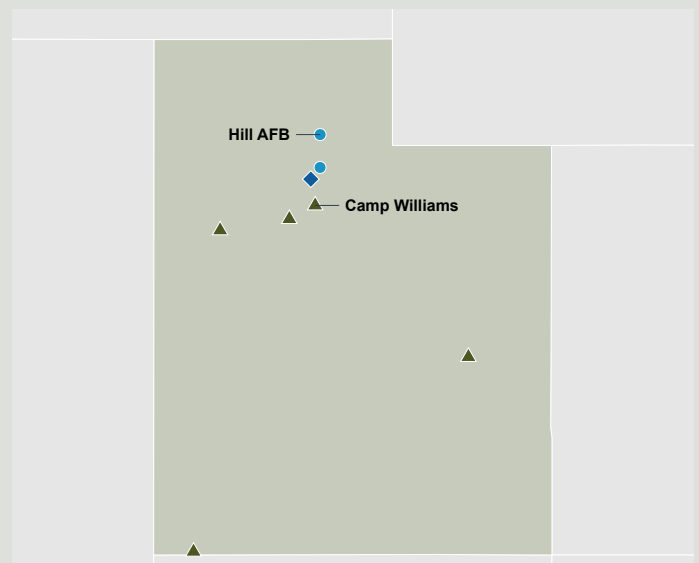
1,861,075 acres
 Total Defense
 Land

REPI PROJECTS IN UTAH

Funding Summary (from FY 2016 through FY 2025)



Acres Protected (FY 2016 through FY 2025): 3,269



▲ Army ◆ Navy
 ■ Marine Corps ● Air Force

REPI Installations and Ranges

MILITARY PRESENCE

- Utah is home to Air Force's second largest base, Hill Air Force Base, which has an economic impact of more than **\$3 billion annually** to the state and employs 21,000 personnel.
- Camp Williams consists of **over 23,000 acres of combat training areas** with desert and mountain terrain similar to the environments encountered in current overseas operating areas and provides a high quality training environment for Guard, Reserve, and Active Duty soldiers.
- Hill Air Force Base is Utah's largest employer. The **\$960 million payroll** and presence of the installation injects tremendous growth into the Utah economy. The current value Hill Air Force Base acreage, buildings, equipment, and inventories exceeds \$4.5 billion.
- Utah's defense industry directly and indirectly supported over **211,000 jobs and \$19.3 billion in economic activity.**

REPI PROJECTS

Installation	County	Congressional District
Camp Williams	Utah County and Salt Lake County	4th
Hill Air Force Base	Weber County and Davis County	1st

For all REPI Project Profiles visit: www.repi.mil/BufferProjects/ProjectList.aspx



A soldier conducts a 12-mile ruck march during the 4th Infantry Division's Best Sapper Competition at Fort Carson, Colo., Dec. 13, 2022.

Key REPI Partners

- City of Herriman
- City of Layton
- Compatible Lands Foundation
- Rio Tinto/Kennecott Copper
- Salt Lake County
- State of Utah
- The Conservation Fund
- U.S. Department of Agriculture Natural Resources Conservation Service
- USDA Natural Resources Conservation Service
- Utah Department of Veterans and Military Affairs
- Utah Open Lands
- West Traverse Community Partnership

Data Sources

- For Camp Williams Information: <https://www.ut.ng.mil/Units/Utah-Training-Center-Camp-Williams/>
- For Hill Air Force Base Information: <https://www.hill.af.mil/About-Us>
- For Military Economic Impact: "Utah's Defense Economy: Economic Impacts and Industry Trends," August 2021: <https://www.gardner.utah.edu/wp-content/uploads/Utah-Defense-Economy-August2021.pdf?x71849#:~:text=GDP%E2%80%94Utah's%20defense%20sector%20contributed,%2C%2010.6%25%20of%20the%20total.&text=Fiscal%20Impacts%E2%80%94Defense%2Drelated%20activity,%24244.3%20million%20for%20the%20state.>
- For Land Information: Office of the Assistant Secretary of War for Sustainment, Real Property, Business Systems & Information Directorate: "Base Structure Report – FY25 Baseline" (as of 30 Sept 2024)
- For Federal Spending and Personnel Information: Office of Local Defense Community Cooperation: "Defense Spending by State – Fiscal Year 2024": <https://www.oldcc.gov/dsbs-fy2023>
- For REPI Projects Information: "2026 REPI Report to Congress": https://www.repi.mil/Portals/44/REPI_2026_RT_C_20260305.pdf